




"My Pro-Lift table has been used for a dozen treatments daily in a busy clinic for sixteen years and is still going strong ... will definitely purchase from Athlegen again."

JULIA
TERRIGAL BODYWORKS

Pro-Lift: Access ABR

A professional bodywork table with an ergonomically designed contoured top, lift-up back and sturdy integrated head cradle with armrest. Treat your clients with the very best equipment available.

SELECT FROM OVER 30 COLOURS AND FABRIC CHOICES INCLUDING POLYURETHANE (PU), VINYL (PVC) AND GENUINE ITALIAN LEATHER:





ADJUSTABLE HEAD CRADLE & ARMREST

The sturdy integrated head cradle and armrest can be adjusted to your preferred angle for superb patient comfort. An optional removable armrest is also available.



EXTENDABLE FOOTREST

The footrest can be extended to create a tabletop of over two meters. Ideal ankle support for patients of diverse stature.



OPTIONAL MOTORISED BACKREST

The motorised backrest allows for fast and effortless patient positioning. Ideal for busy clinics or treating larger clients.



BASE STYLE

Choose between our Standard base with concealed in-line wheels and floor-levelling feet or our lockable Castor base for easy manoeuvrability. All wheels feature TPE rubber compound tread to protect your floors.



OPTIONAL ADJUSTABLE RAISING LEG SECTION

The manual adjustable leg section is ideal for postural drainage treatments or as an alternate backrest support.

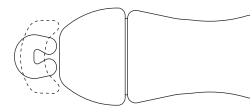


TOP SHAPE

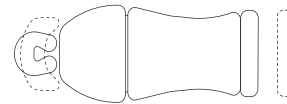
Choose between our straight-sided top or contoured top which increases access to the centre of the table. Both tops have a curved shoulder section that allows patients to comfortably access the armrest.

KEY OPTIONS

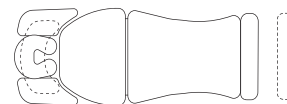
	STANDARD	OPTIONAL
DUNLOP CUSHIONING	55mm, medium finish	Enduro (70mm, firm finish) Luxura (80mm, luxurious finish) Firm (50mm, firm finish) Ultra Firm (50mm, very firm finish)
TOP SHAPE	Contoured	Straight sides
BACKREST	Manually adjustable	Motorised
ARMREST	Non-removable	Removable
RAISING LEG	No raising leg	Manually adjustable
EXTENDABLE FOOTREST	Silver & Gold models	N/A
BASE STYLE	Concealed in-line wheels	75mm locking castors
FOOTSWITCH	Single	One on each side of table
TABLE WIDTH	680mm	730mm



BRONZE MODEL



SILVER MODEL
+ Extendable footrest



GOLD MODEL
+ Extendable footrest
+ Body filler pads

KEY SPECIFICATIONS

ADJUSTMENTS	Backrest: +60° Head cradle and armrest: +40° to -40° Manual raising leg (optional): +70° Extendable footrest (Standard Silver & Gold models): +200mm
SAFE WORKING LOAD	220kg
MOTOR	Lift force: 10,000N Speed: 37mm/sec Height adjustment (min to max): 487mm in 13 seconds Speed test load: 180kg
SECONDARY MOTOR	Lift force: 4,000N Speed: 11mm/sec
FOOTSWITCH	Ergonomic low profile design (20mm) Stainless steel Pneumatic control
SHIPPING	1930 x 730 x 720mm 125kg
WARRANTY	Structural: 15 years Hardware: 5 years Motor: 3 years Footswitch: 1 year Upholstery: To arrive in perfect condition

