



# Centurion Value-Lift Massage

## HEAD CRADLE ADJUSTMENT



If head cradle is stiff during adjustment, lever should have slightly more clearance on the left-hand side than the right-hand side of the head cradle board. If this is not the case, hold the lever on the left-hand side and pull (bend) down.



If the head cradle does not hold, remove this bolt and adjust the gas strut two turns anti-clockwise.

If the head cradle does not adjust at all, adjust the gas strut two turns clockwise. Put bolt back in place.




Image shows the front view of the gas strut pin. Pin should be fully extended when not activated. If it is not, head cradle will not hold.