



"The VIS has used Athlegen massage tables for the last 6 years in the provision of specialist sports medicine services to athletes from a wide range of sports.

The massage tables have been successfully used both in a clinical setting and an 'on field' setting within Australia and internationally.

Key features of the Athlegen massage tables are exemplary quality, versatility of patient positioning, rapid speed of electric height adjustment, sure-footed, robust, comfortable, patient-safe construction and excellent practitioner functionality."

ROB GRANTER
COORDINATOR
MASSAGE THERAPY SERVICES
VICTORIAN INSTITUTE OF SPORT

Pro-Lift: Access RMS

The ultimate bodywork table featuring a power-driven raising mid-section, raising leg section, and a sturdy integrated head cradle with armrest. Treat your clients using the very best equipment available.

SELECT FROM OVER 30 COLOURS AND FABRIC CHOICES INCLUDING POLYURETHANE (PU), VINYL (PVC) AND GENUINE ITALIAN LEATHER:





ADJUSTABLE HEAD CRADLE & ARMREST

The sturdy integrated head cradle and armrest can be adjusted to your preferred angle for superb patient comfort. An optional removable armrest is also available.



EXTENDABLE FOOTREST

The footrest can be extended to create a tabletop over two meters. Ideal ankle support for patients of diverse stature.



MOTORISED RAISING MID-SECTION (RMS)

Use the raising mid-section to stretch the lower back muscles. The head cradle, armrest and body mid-section adjust in unison to maintain patient comfort throughout treatments.



OPTIONAL LIFT-UP BACK (MANUAL)

The RMS is Athlegen's most versatile treatment table with a multitude of positioning options. Choose the lift-up back for physiotherapy, beauty treatments or in any multimodality practice.



MANUALLY ADJUSTABLE RAISING LEG SECTION

The adjustable leg section is ideal for postural drainage treatments or as an alternate backrest support.

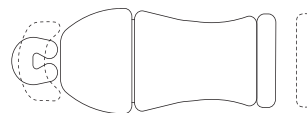
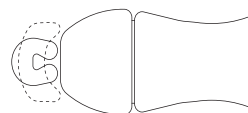


TOP SHAPE

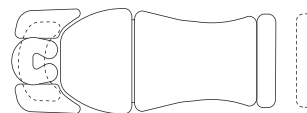
Choose between our straight-sided top or contoured top which increases access to the centre of the table. Both tops have a curved shoulder section that allows patients to comfortably access the armrest.

KEY OPTIONS

	STANDARD	OPTIONAL
DUNLOP CUSHIONING	55mm, medium finish	Enduro (70mm, firm finish) Luxura (80mm, luxurious finish) Firm (50mm, firm finish) Ultra Firm (50mm, very firm finish)
TOP SHAPE	Contoured	Straight sides
BACKREST	No lift-up back	Manually adjustable lift-up back
ARMREST	Non-removable	Removable
RAISING LEG	Manually adjustable	N/A
EXTENDABLE FOOTREST	N/A	Optional
BODY FILLER PADS	N/A	Optional
BASE STYLE	Concealed in-line wheels	75mm locking castors
HEIGHT & RMS FOOTSWITCH	Single	One on each side of table
TABLE WIDTH	680mm	730mm



+ Extendable footrest



+ Extendable footrest
+ Body filler pads

KEY SPECIFICATIONS

ADJUSTMENTS	Backrest (optional): +65° Head cradle and armrest: +40° to -40° Raising mid-section: +25° Raising leg: +70° Extendable footrest: +60mm
SAFE WORKING LOAD	220kg
MOTOR	Lift force: 10,000N Speed: 37mm/sec Height adjustment (min to max): 487mm in 13 seconds Speed test load: 180kg
SECONDARY MOTOR	Lift force: 4,000N Speed: 11mm/sec
FOOTSWITCH	Ergonomic low profile design (20mm) Stainless steel Pneumatic control
SHIPPING	1930 x 730 x 720mm 125kg
WARRANTY	Structural: 15 years Hardware: 5 years Motor: 3 years Footswitch: 1 year Upholstery: To arrive in perfect condition

